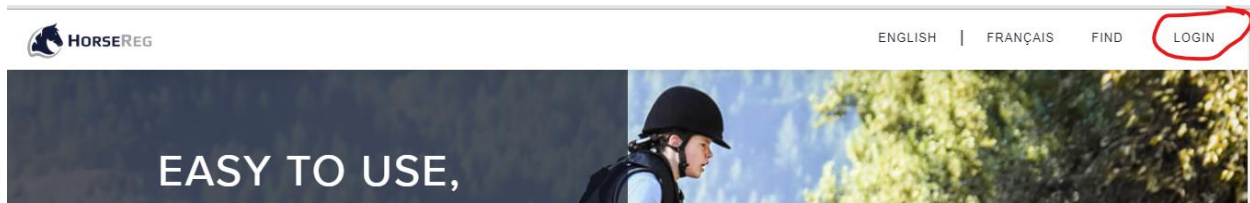




## Using the New HorseReg Membership System Purchasing or Renewing Your NBEA Membership



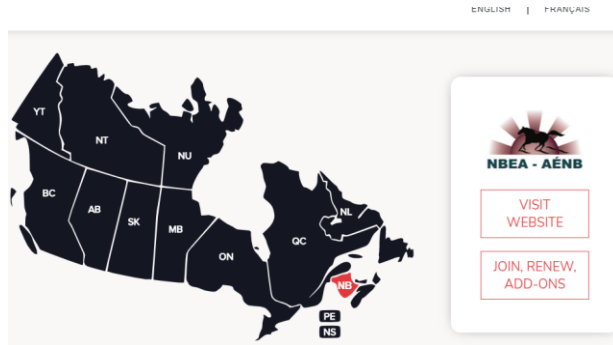
1. Head to [HorseReg.com](https://HorseReg.com)
2. Click on the LOGIN button in the top right corner of the page.



3. If you have a current membership, or you've had one in recent years, enter your email address and click **“Reset Password”**

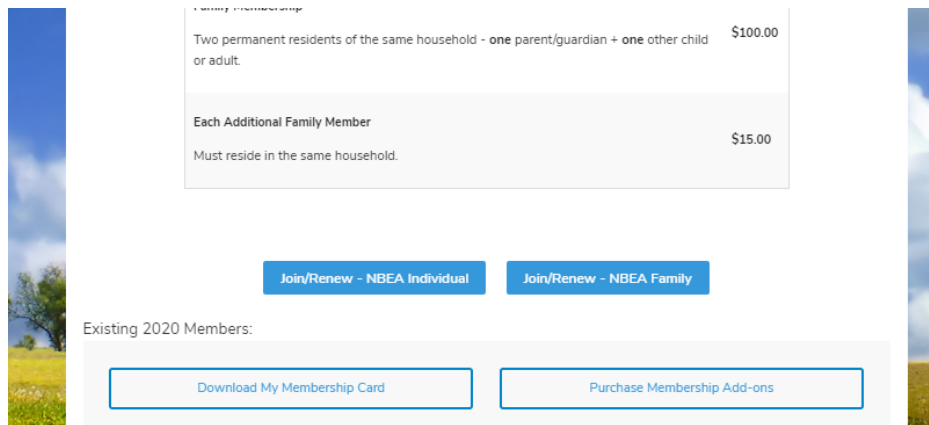
If you're new to the NBEA, click on “Create an account”

4. A link will be emailed to you immediately, which will allow you to choose and set your own password for the system.
5. Use your email address and new password to Login.
6. Scroll down on the HorseReg home page and click on New Brunswick on the map.



7. Select New/Renew/Add-ons for membership purchases

8. The next page will list the types and prices for membership categories. Scroll down and choose Individual or Family.



9. The next pages will take you through the purchase walk-through. Enter or change your data as required. Eventually, you will come to the Cart page, where credit card information can be entered for payment. The system accepts Visa, Mastercard, Visa debit, and Mastercard debit. Other credit cards, bank debit cards, and credit card gift cards are not accepted.

One of the features of the new system is that, once you're logged on, you stay logged on. Any time you revisit HorseReg.com, you'll find your name at the top of the page, and you'll have access to your membership card & account details, and the ability to make further add-on purchases such as extra insurance packages or discounted magazine subscriptions. You stay logged in until you decide to actively log yourself out, much like Facebook.

If you have questions or get stuck, email the HorseReg team at [info@horsereg.com](mailto:info@horsereg.com) or contact the NBEA at [nbeaeditor@gmail.com](mailto:nbeaeditor@gmail.com)